

## Time on your side...

Your Christopher Ward watch has been designed and engineered by highly talented craftspeople to ensure not only accurate and precise timekeeping but also to bring a real pride of ownership that only luxury items of the highest quality can ever hope to deliver.

You have made an investment, a good one, and the aim of this handbook is to help you make the most of that investment during what I hope will be a lifetime of ownership.

A handwritten signature in black ink that reads "Chris". The letters are fluid and cursive, with a prominent initial "C" and a small dot above the "i".

Christopher Ward

## Caring for your Christopher Ward automatic watch

Your C5 Malvern Automatic is constructed from the finest components and materials available including one of Switzerland's finest automatic movements. As with all mechanical watches of this quality, with just a little care, it has the potential to become an heirloom piece giving further joy to future generations.

Here are a few hints to help keep your watch working perfectly over the years:

- Never fully wind your watch if it stops, 5-10 revolutions should suffice to have it restart.
- Try and wear your watch everyday, if possible, as this will both enable it to keep better time as well as preventing the lubricants in the movement from solidifying.
- Your watch is fitted with the finest Incabloc anti-shock system which should protect it if dropped onto a carpeted surface. However, it is best to avoid hard surfaces or sharp knocks. You may not want to wear your watch whilst playing racquet sports, for instance.
- There are many differing views about the right frequency for servicing your watch, ranging from 2 to 7 years! A modern mechanical watch like yours shouldn't need servicing more than every 4 years but we wouldn't recommend leaving it longer than this as, just like a car, the oil needs topping up from time to time.
- Always use a reputable watch repairer to clean and lubricate your watch.

Should you need a replacement part - don't worry, we keep stocks of spare parts for years, even for discontinued models. It's all part of the Christopher Ward service.

Finally, don't forget our famous **60:60 Guarantee** allows you to return your watch absolutely free, for any reason, and with no quibbles, for up to 60 days after purchase and we also guarantee your movement for up to 60 months.

After all, why shouldn't you enjoy peace of mind as much as you enjoy your watch?



## The C5 Malvern Automatic

### Features

25 jewel Swiss mechanical movement

Self winding (automatic)

Date indicator

Convex sapphire crystal with  
anti-reflective coating

Water resistant to 5 atm

38 hours power reserve

Screw-in crown

Incabloc™ anti-shock system

Transparent case back

Hand polished stainless steel case with  
unique serial number

### Technical Data

Diameter: 38mm

Height: 10.8mm

Weight: 80g - 140g

Case: 316L Stainless steel

Calibre: ETA 2824-2

Vibrations: 28,800 per hour (4 Hz)

Accuracy: +20 / -10 seconds per day

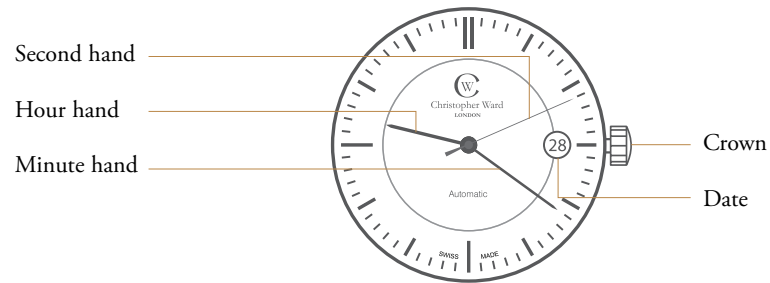
## About automatic accuracy

If you are new to automatic watches you may not be aware that generally speaking automatic watches are not as accurate as their quartz counterparts. Whilst it is possible to fine tune an automatic watch to within a few seconds per day, the accuracy is largely dependent upon the power reserve in the watch at any given time. As you will appreciate the power reserve is dictated largely by the amount of wear and the amount of movement given to each individual watch.

When you first receive your watch it is quite possible that the balance may have been upset during its' journey to you, and then may require a settling down period of a few days or so. After a few weeks of wear you should be in a position to determine how your wearing habits affect the accuracy of the watch and whether it is within the tolerances specified by ETA and CWL on page 5 of this manual.

## Description of the display and control buttons

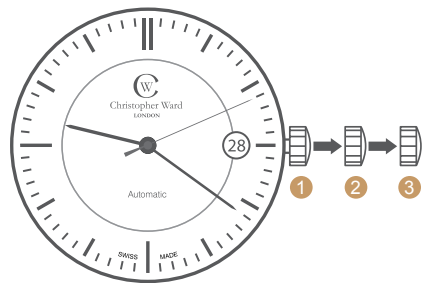
The Malvern Automatic model has a maximum power reserve of 38 hours when fully wound. To re-power the watch after a period of non-use, simply unscrew the crown and wind in approximately 10 revolutions. Normal wearing will very quickly allow the rotor to start re-powering the watch over time after putting it on your wrist.



## Setting the time/date

For a higher water resistance your crown is of the screw-in type. To get to position ①, turn the crown anti-clockwise until it releases itself.

- Position for winding in power. Wind in a clockwise direction to re-power the watch.
- Pull gently into position ②. For rapid date correction, turn in a clockwise direction.
- Pull gently into position ③. This position is used for handsetting, and stopping of the second hand. For precise time setting it is recommended to pass beyond the desired minute and to set the hand backwards.



**Please note:** Date correction should not be carried out between 20.00 hr and 02.00 hr as the watch gearing will already be aligning itself to change the date.


The crown should always be screwed in after adjustment, and it is best to do so from position 3 to avoid advancing beyond the desired date.

## Fitting the bracelet

If you find the bracelet needs adjusting to your wrist we recommend you have it re-sized by a reputable watch repairer or jeweller. Most local jewellers will either do this for free or perhaps make a nominal charge for what is a job that should only take a few minutes. It is always best to be present so a comfortable fit is achieved.

## Establishing the length of the bracelet

Place the watch with its separated bracelet on your wrist and estimate the number of links you need to remove. If you need to remove several links, try to keep the numbers removed from both halves of the bracelet as equal as possible to ensure that the clasp remains roughly in the middle of your wrist.



To open your bracelet simply press either side of the clasp to release as shown.

## The quick-release butterfly clasp

The strap versions of the C5 Malvern Automatic use quick-release butterfly clasps. If you are unfamiliar with the butterfly clasp system just follow our 8 step guide below.



**Step 1** Locate the clasp



**Step 2** Click quick-release



**Step 3** Pull open clasp



**Step 4** Prise cover open



**Step 5** Thread strap through



**Step 6** Snap back



**Step 7** Close clasp



**Step 8** Complete



**1 ATM** (10 Metres)

Safe to wear your watch while washing your hands with tap water.



**3 ATM** (30 Metres)

Washing your car and or general hosepipe usage.



**5 ATM** (50 Metres)

Water resistant to most household shower units.



**10 ATM** (100 Metres)

Safe to use while snorkelling in open water, it is not advisable to dive with your watch.



**30 ATM** (300 Metres)

Ideal for experienced divers and, in general, anybody practising scuba-diving.



**50 ATM** (500 Metres)

Professional divers, experienced prolonged exposure underwater.

## Water resistance

Please note, these are only guidelines but we strongly urge you to adhere to them to retain the integrity of your watch. If you have any queries regarding this please contact us direct.

**NB. To safeguard watch movement please ensure the crown is, at all times, screwed in correctly.**

## Keeping in touch with Christopher Ward...

From small beginnings just a few short years ago (our first workshop was actually a refurbished chicken shed!), Christopher Ward has won a worldwide following for his eponymous watch brand and can justifiably claim to manufacture the most affordable luxury watches in the world.

For many, the philosophy behind the brand, trying to put luxury watches within the reach of everyone, is as attractive as the watches themselves as is the very open approach of the business which means that Chris and the team spend a lot of time communicating personally with our customers - many of whom have become friends.

As the owner of a Christopher Ward watch, if ever you need to get hold of us we are at your service. We have listed some useful contact details on the back cover.

There is also always something new going on at our website at **[www.christopherward.co.uk](http://www.christopherward.co.uk)** and, if you haven't already discovered the independent forum dedicated to our brand at **[www.christopherwardforum.com](http://www.christopherwardforum.com)** we would recommend a visit. Informative and fun, it's a great place to hear the unexpurgated view of Christopher Ward of London!